

Swisspearl Facades Products and System

Made to create

SWISS
pearl®

CLADDING CORP



Competence, excellence and innovation

Long term experience

For more than 50 years, Swisspearl's Research & Development teams have continuously expanded their unique expertise regarding fiber cement material technology, coloration and application of the whole system. These significant technology advances are the backbone of Swiss quality. Swisspearl is the only manufacturer who masters the highly demanding production process for through-colored, shade in shade fiber cement panels offered in a wide color variety.

Content		
Swisspearl product range	Panel sizes	8
	Color overview	10
	Facade, interior and roof colors	12
Design possibilities	Customized panels	40
	Perforations	42
	Engravings	44
	Panels coated on both sides	46
	Sun shading elements	47
	Customized colors	48
Ventilated facade system	Fasteners	52
	The system	54
	Advantages	56
	Technical	58
	General information	60
General information	Warranty and properties of material	62
There for you		63

Swisspearl product range


Panel sizes and colors



8 Swisspearl panel sizes

Facades and interior

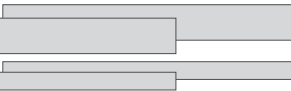
Swisspearl Largo - large size panels




Max. useable, finished panel size
3050 × 1250 × 8 mm | 12 mm
2510 × 1250 × 8 mm | 12 mm




Swisspearl Linearis - slat panels



2500 × 300 × 8 mm
2500 × 147 × 8 mm
1500 × 300 × 8 mm
1500 × 147 × 8 mm



Swisspearl Modula - overlap panels



2500 × 300 × 8 mm
1500 × 300 × 8 mm



Roof

Swisspearl Roof - R-Color



Max. useable, finished panel size
3050 × 1250 × 8 mm
2510 × 1250 × 8 mm




10 Swisspearl color overview

Independence and diversity

The Swisspearl facade panels get their independence through countless finishes and colors that offer limitless diversity. Below is an overview of the surface and color options. They are described in greater detail on the pages that follow.


CARAT

Unique natural look and timeless beauty. The translucent lightly pigmented finish adds a distinguished expression.




GRAVIAL

Unique interplay of light and shadow. The linear geometrical grooved surface offers countless options for making a special statement.




VINTAGO

Natural authentic, rough, lively and unique. The sanded surface highlights the purity of the fiber cement panel.




VINTAGO - REFLEX

Rough, lively with a shiny look. The sanded surface combined with a reflective surface gives a slightly rough, yet lively, shiny look.




AVERA

Authentic and vibrant appearance. The transparent coating lets the original natural look of the fiber cement shine through.




REFLEX

Shiny look with metallic character. The reflective surface coating gives the panels a sophisticated, shiny look.




NOBILIS

Authentic fiber cement look. The translucent light pigmented surface highlights the fiber cement texture in its natural beauty and elegance.




TERRA

Earthy and warm atmosphere. The finely coordinated colors are a reminiscent of earth tones and gives the building envelope an earthy, natural look.



PLANEA

Fresh and colorful creativity. The matte and smooth finish emphasizes the clear, bright and strong colors for an overall intense appearance.



12 Swisspearl Carat

Unique natural look and timeless beauty

Carat is a through-colored fiber cement panel with a translucent, lightly pigmented finish. With its unique, natural look and timeless beauty, the monolithic material ensures a distinguished expression.

It provides a wide standard range of 25 colors and additional custom colors. Carat is available with a special HR-coating which offers increased scratch resistance and protection against heavy soiling and graffiti.

With its unique naturalness, Carat gives the building architecture a fascinating power of expression.



Tartu University Hospital, Tartu, Estonia. Architect: AW2 Architects, Helsinki, Finland. Photographer: Meraner & Hauser OHG / SNC, Bozen, Italy.



INFO

Panel

Base panel: Through-colored

Top layer: Translucent lightly pigmented

Panel size (refer to page 8)

Swisspearl Largo:

Arbitrary panel size up to a maximum size of 3050 x 1250 mm, thickness 8 mm and 12 mm. Largo panels can also be used for the interior.

Swisspearl Linearis:

4 different panel sizes, thickness 8 mm.

Swisspearl Modula:

2 different panel sizes, thickness 8 mm.

For a detailed summary of the sizing and color options, please refer to our delivery program.

Colors

A wide standard range of 25 colors and additional custom colors.

Special HR - coating

Carat HR has a special coating that offers increased scratch resistance to the standard Carat and protection against heavy soiling and graffiti. Carat HR is available in all standard Carat colors.

Sahara 7000

Sahara 7001

Sahara 7002

Coral 7030

Coral 7031

Coral 7032

Topaz 7070

Topaz 7071

Topaz 7073

Amber 7080

Amber 7082

Onyx 7090

Onyx 7091

Onyx 7099

Agate 7219

Sapphire 7060

Sapphire 7061

Crystal 7010

Special F - coating

Carat F has a special coating that provides increased protection against weathering, with a more opaque appearance in comparison to Carat Standard colors. Carat F is available in all standard Carat colors.

Special R - coating

Carat R has a special weather-resistant coating for panels used on roof areas which gives the construction ideal protection against all weather conditions, as well as increased UV resistance. Carat R has a more opaque appearance in comparison to Carat Standard colors and is available in all standard Carat colors except for the Onyx and Amber colors.

Installation

The whole range from flat layer to lapped coverings, with face or concealed fastening.

For detailed information refer to our DIM (Design & Installation Manual).



Jade 7050

Azurite 7040

Azurite 7041

Black Opal 7020

Black Opal 7021

Black Opal 7024

Black Opal 7025



Bottom: Inland Northwest Behavioral Health Hospital, Spokane, USA.
Architect: NAC Architecture, Spokane, USA. Photographer: Rick Keating, Gates, USA.

Above: Multi family house, Küsnacht, Switzerland.
Architect: Rossetti + Wyss Architekten AG, Zurich, Switzerland.
Photographer: Jürg Zimmermann, Zurich, Switzerland.

Swisspearl Gravial

Unique interplay of light and shadow

Gravial is a fiber cement panel with a linear grooved surface structure with consistent character. Depending on the angle of view and the incidence of daylight, it brings a contrasting and unique light and shadow effect.

Because Gravial can be excellently combined with our Carat and Nobilis panels, by providing a wide range of colors and cutting options, it creates endless design possibilities.

Gravial is perfect for making a special architectural statement on both the interior and exterior of a building.



INFO

Panel

Base panel: Through-colored | Grey based

Top layer: Translucent

Panel size (refer to page 8)

Swisspearl Largo:

Arbitrary panel size up to a maximum size of 3050 x 1250 mm, thickness 12 mm.

Largo panels can also be used for the interior.

For a detailed summary of the sizing and color options, please refer to our delivery program.

Colors

A standard range of 6 colors.

Installation


The whole range with face or concealed fastening.

For detailed information refer to our DIM (Design & Installation Manual Gravial).


Crystal 125




Granite 624



Amber 723



Anthracite 3020



Ivory 3090



Ivory 3099



18 Swisspearl Vintago

Naturally authentic, rough, lively and unique

Vintago is a through-colored fiber cement panel with a sanded, slightly rough surface which gives the facade a natural, authentic, lively and unique look. The sanded process creates a surface that highlights the original purity of the fiber cement panels.

It offers a wide range of design possibilities through a variety of cutting and color options. Its translucent high resistant surface coating protects the panels and gives a building a consistent look that lasts.

With Vintago you give both the interior and exterior of a building a multifaceted and aesthetically beautiful look.



INFO

Panel

Base panel: Through-colored

Top layer: Translucent

Panel size (refer to page 8)

Swisspearl Largo:

Arbitrary panel size up to a maximum size of 3050 x 1250 mm, thickness 8 mm.

Largo panels can also be used for the interior.

Swisspearl Linearis:

4 different panel sizes, thickness 8 mm.

Swisspearl Modula:

2 different panel sizes, thickness 8 mm.

For a detailed summary of the sizing and color options, please refer to our delivery program.

Colors

A wide standard range of 10 colors.

Differences in color tone between the panels are a natural part of the production characteristics. This underlines the liveliness of the material.

Installation

The whole range from flat layer to lapped coverings, with face or concealed fastening.

For detailed information refer to our DIM (Design & Installation Manual).


VI 001



VI 011




VI 021




VI 031



VI 040




VI 050



VI 061



VI 071



VI 091



VI 100




20 Swisspearl Vintago - Reflex

Rough, lively with a shiny look

Vintago-Reflex is a through-colored fiber cement panel with a sanded, slightly rough surface combined with a reflective coating. This special composition gives the panels an outstandingly beautiful look.

It can be excellently combined with our Vintago and Reflex panels and thus opens up entirely new design possibilities.

With its extraordinary and wonderful composition, Vintago-Reflex makes every facade unique and surprising.



INFO

Panel

Base panel: Through-colored

Top layer: Iridescent

Panel size (refer to page 8)

Swisspearl Largo:

Arbitrary panel size up to a maximum size of 3050 x 1250 mm, thickness 8 mm.

Largo panels can also be used for the interior.

Swisspearl Linearis:

4 different panel sizes, thickness 8 mm.

Swisspearl Modula:

2 different panel sizes, thickness 8 mm.

For a detailed summary of the sizing and color options, please refer to our delivery program.

Colors

A standard range of 3 colors.

Installation

The whole range from flat layer to lapped coverings, with face or concealed fastening.

For detailed information refer to our DIM (Design & Installation Manual).

VIR 9000



VIR 9221



VIR 9292



Swisspearl Avera

Authentic and vibrant appearance


Avera is a through-colored fiber cement panel that attains an unparalleled natural and authentic texture as a result of the dynamic production process.

A standard HR (high-resistance) coating gives the panels excellent scratch resistance and protection against heavy soiling and graffiti. The transparent coating allows the natural look of the fiber cement to shine through, thus creating a vibrant surface appearance with a varied texture and dynamic color tones.

Avera enables you to create a building envelope with an amazing liveliness and authenticity of natural fibers.



House on Haliburton Lake, Ontario, Canada. Architect: +VG, Toronto, Canada. Photographer: David Whittaker Photographer Inc., Toronto, Canada.



INFO

Panel

Base panel: Through-colored

Top layer: Translucent

Panel size (refer to page 8)

Swisspearl Largo:

Arbitrary panel size up to a maximum size of 3050 x 1250 mm, thickness 8 mm.

Largo panels can also be used for the interior.

Swisspearl Linearis:

4 different panel sizes, thickness 8 mm.

Swisspearl Modula:

2 different panel sizes, thickness 8 mm.

For a detailed summary of the sizing and color options, please refer to our delivery program.

Colors

A wide standard range of 9 colors.

Differences in color tone between the panels are a natural part of the production characteristics. This underlines the liveliness of the material.

Installation


The whole range from flat layer to lapped coverings, with face or concealed fastening.

Detailed information refer to our DIM (Design & Installation Manual).


AV 000




AV 010




AV 020




AV 030




AV 040




AV 050




AV 060



AV 070



AV 100



24 Swisspearl Reflex

Shiny look with metallic character


Reflex is a through-colored fiber cement panel with a reflective surface coating. The metallic character gives the panels a sophisticated, shiny look and creates exciting nuances in color shades depending on the vantage point and lighting.

The standard range, with 12 colors, opens up unlimited opportunities in architecture.

With its shiny appearance, Reflex transforms building envelopes into sophisticated architectural highlights.



DC International School, Washington, USA. Architect: Perkins Eastman DC, Washington, USA. Photographer: Brycen Fischer, Baltimore, USA.



INFO

Panel

Base panel: Through-colored
Top layer: Iridescent

Panel size (refer to page 8)

Swisspearl Largo:

Arbitrary panel size up to a maximum size of 3050 x 1250 mm, thickness 8 mm and 12 mm.
Largo panels can also be used for the interior.

Swisspearl Linearis:

4 different panel sizes, thickness 8 mm.

Swisspearl Modula:

2 different panel sizes, thickness 8 mm.

For a detailed summary of the sizing and color options, please refer to our delivery program.

Colors


A wide standard range of 12 colors.

Installation

The whole range from flat layer to lapped coverings, with face or concealed fastening.

Detailed information refer to our DIM (Design & Installation Manual).


Anthracite 4021



Anthracite 4022



Jade 4051



Coral 4031




Amber 4072



Amber 4071



Ivory 4092




Ivory 4091



Crystal 4111

Special base panel (refer to page 20)
Three Reflex colors are also available with a sanded surface panel – Vintago-Reflex.



Swisspearl Nobilis

Authentic fiber cement look


Nobilis is a grey based panel with a translucent, lightly pigmented surface, which highlights the fiber cement texture in its natural beauty and elegance.

The 13 colors are characterized by smooth tones of grey, finely coordinated with each other. All colors are available with an optional, high-resistant (HR) coating, which provides an increased scratch resistance and offers protection against heavy soiling and graffiti.

On larger surfaces, Nobilis will create sophisticated statements with its elegant and soft colors.



Seamus Heaney Home Place, Bellaghy, Northern Ireland. Architect: W M Given, Coleraine, Great Britain. Photographer: Meraner & Hauser OHG / SNC, Bozen, Italy.



INFO

Panel

Base panel: Grey based
Top layer: Translucent lightly pigmented

Panel size (refer to page 8)

Swisspearl Largo:
Arbitrary panel size up to a maximum size of 3050 x 1250 mm, thickness 8 mm. These 12 mm panels are only available in size 2510 x 1250 mm. Largo panels can also be used for the interior.

Swisspearl Linearis:
4 different panel sizes, thickness 8 mm.

Swisspearl Modula:
2 different panel sizes, thickness 8 mm.

For a detailed summary of the sizing and color options, please refer to our delivery program.


Colors

A wide standard range of 13 colors and additional custom colors.

Special HR - coating

Nobilis HR has a special coating that provides excellent scratch resistance to the standard Nobilis and protection against heavy soiling and graffiti. Nobilis HR is available in all standard Nobilis colors.


Crystal 122



Crystal 123



Crystal 124




Crystal 125



Azurite 421



Azurite 422



Jade 521




Jade 522




Granite 622







Granite 624



Amber 721



Amber 723



Anthracite 221

Installation

The whole range from flat layer to lapped coverings, with face or concealed fastening.

For detailed information refer to our DIM (Design & Installation Manual).




Swisspearl Terra

Earthy and warm atmosphere

Terra is a grey based fiber cement panel with a translucent, strongly pigmented coating. The finely coordinated colors are a reminiscent of earth tones and gives the building envelope an earthy, warm look.

With Terra, buildings are able to blend in with their natural environment.



INFO

Panel

Base panel: Grey based

Top layer: Translucent strongly pigmented

Panel size (refer to page 8)

Swisspearl Largo:

Arbitrary panel size up to a maximum size of 3050 x 1250 mm, thickness 8 mm. These 12 mm panels are only available in size 2510 x 1250 mm.

Largo panels can also be used for the interior.

Swisspearl Linearis:

4 different panel sizes, thickness 8 mm.

Swisspearl Modula:

2 different panel sizes, thickness 8 mm.

For a detailed summary of the sizing and color options, please refer to our delivery program.

Colors

A standard range of 6 colors.

All colors available with HR-Coating.

Installation


The whole range from flat layer to lapped coverings, with face or concealed fastening.

For detailed information refer to our DIM (Design & Installation Manual).


Amber 751




Amber 752




Amber 753




Amber 754



Amber 755



Amber 756




Swisspearl Planea


Fresh and colorful creativity

Planea is a grey based fiber cement panel with a opaque coating. The matt and smooth finish emphasizes the clear, bright and bold colors for an overall intense appearance.

In addition, the opaque acrylic surface coating also protects the panels, and thus your building, from extreme weather conditions. Planea panels enable a color intense, yet a natural, strong and lasting building envelope.



Photographer: Meraner & Hauser OHG / SNC, Bozen, Italy.



INFO

Panel

Base panel: Grey based
Top layer: Opaque

Panel size (refer to page 8)

Swisspearl Largo:

Arbitrary panel size up to a maximum size of 3050 x 1250 mm, thickness 8 mm and 12 mm.
Largo panels can also be used for the interior.

Swisspearl Linearis:

4 different panel sizes, thickness 8 mm.

Swisspearl Modula:

2 different panel sizes, thickness 8 mm.

For a detailed summary of the sizing and color options, please refer to our delivery program.


Colors

A wide standard range of 13 colors and additional custom colors. All colors available with HR-Coating.


Custom Colors:

The Planea panel is perfect for creating your own personal color of choice. (RAL, NCS, Pantone etc). For more information refer to page 48.


Igloo 932



Seashell 933



Sunrise 831



Sunset 832




Cactus 531




Jungle 532




Coral 331



Dragon 332



Crimson 333




Ruby 334




Installation

The whole range from flat layer to lapped coverings, with face or concealed fastening.

For detailed information refer to our DIM (Design & Installation Manual).



Snowflake 930



Skylight 131



Midnight 231





CLADDING CORP

Cladding Corp
T: (888) 826-8453
info@claddingcorp.com
www.claddingcorp.com

Swisspearl
CH-8867 Niederurnen
T: +41 55 617 11 60
info@swisspearl.com

www.swisspearl.com

