


Swisspearl Patina Rough

Stone-like finish, adding character for a natural effect



Patina Rough offers a natural and authentic look, with a stone-like finish that adds character to any facade. Subtle variations in colour and texture make each panel unique. Like all variants of the Patina series, Patina Rough forms a fine coating over the years, which gives the facade an individual character. The exquisite shades support the rough surface in its expressiveness and form a harmonious combination with the other Patina products.


P 020 (Rough)




P 050 (Rough)




P 070 (Rough)



P 222 (Rough)



P 545 (Rough)



To request samples of Swisspearl Patina Rough please contact Cladding Corp at **(888) 826-8453** or info@claddingcorp.com

www.claddingcorp.com